




www.PinkActivities.com

# Sequencing Cards

Cut the cards apart and have your child sequence the order in which the animals got into the boat.



1st

First



2nd

Second



3rd

Third


1

Sequencing Cards



4th

Fourth




5th

Fifth



# Story Elements

Cut apart the pictures and have your child glue them under the correct heading.



**Cow**



**Donkey**



**Sea**



**sinking  
ship**



**bay**



**pig**



morning



sheep



mouse

Characters

Setting

Events

# Who Is The Author?

Cut apart the letters to spell out the author of  
Who Sank The Boat?  
Pamela Allen

**P a m e l a A l l e n**

Cut apart words to tell what an author does.



**W r i t e s s t o r i e s**

# Boats





Sight Words: the, is, in

[littlelogcottageschool.com](http://littlelogcottageschool.com)

The  is in the .


The  is in the .

[www.littlelogcottageschool.com](http://www.littlelogcottageschool.com)

The  is in the .

[www.littlelogcottageschool.com](http://www.littlelogcottageschool.com)

The




is in the



[www.littlelogcottageschool.com](http://www.littlelogcottageschool.com)



The



is in the





The  is in the  .

[www.littlelogcottageschool.com](http://www.littlelogcottageschool.com)

Can you read these sight words?


The

is

in

and

this



My favorite  
animal in the  
story is \_\_\_\_\_  
the \_\_\_\_\_



# Boats



Boat starts with B

And I can write one too. \_\_\_\_\_

Bay starts with B

I know this through and through.

Write your most beautiful B's on the lines.

\_\_\_\_\_

-----

\_\_\_\_\_

-----

\_\_\_\_\_




# Go Fish!

Cut out the numbers. Shuffle all of the cards. Deal 5 cards to each player. Place the remaining cards face down in a pile. Players hold the cards where they can see them, but no one else. Before beginning the game, players set aside pairs that they are holding in their hands.


The first player asks one of their opponents: “Do you have a \_\_\_?” The card requested should be a card that they are holding so that they can make a match. If the opponent has the card, they must give them to the first player so that they can lay aside their match. If the opponent doesn’t have the card they will say, “Go Fish!”

The first player will then have to draw from the remaining pile. If they get the card that they were requesting, they can go ahead and make a pair with the card that they are holding. If they do not make a pair, they keep the card. Then it is the next person turn to ask for a card.


Play continues until the winner runs out of cards!




www.PrintActivities.com




www.PrintActivities.com




www.PrintActivities.com




www.PrintActivities.com




www.PrintActivities.com




www.PrintActivities.com




www.PrintActivities.com




www.PrintActivities.com




www.PrintActivities.com




www.PrintActivities.com



www.PrintActivities.com



www.PrintActivities.com




www.PrintActivities.com




www.PrintActivities.com




www.PrintActivities.com




www.PrintActivities.com




www.PrintActivities.com




www.PrintActivities.com



www.PrintActivities.com



www.PrintActivities.com



www.PrintActivities.com

## Vocabulary Words

sea bay tilted din bow  
flutter





